


IB160105

INDUCTIVE SENSORS • NORM SWITCHING DISTANCE

sensor inductive, 28x10x16mm, Flush, Sn: 2, 10-30V DC, PNP NO,
Cable 2m PVC, IP67, PA 6 (synthetic)



MECHANICAL FEATURES

Active area material of sensor	PA 6 (synthetic)
Ambient temperature	-25 °C ... 70 °C
Cable infeed	Axial
Cable length	2 m
Degree of protection (IP)	IP67
Design	Cuboid
Housing material	PA 6 (synthetic)
Material of cable sheath	PVC
Mechanical mounting condition for sensor	Flush
Number of cores	3
Pressure-proof	-
Sensor height	28 mm
Sensor length	10.4 mm
Sensor width	16 mm

ELECTRICAL FEATURES

Cascadable	-
Hysteresis	15 %
No-load current	13 mA
Rated switching current	200 mA
Reverse polarity protection	+
Short-circuit protection	+
Suitable for safety functions	-
Supply voltage	10 V ... 30 V
Switching distance	2 mm
Switching frequency	1000 Hz
Type of electrical connection	Cable
Type of switching function	Normally open contact
Type of switching output	PNP
Voltage drop	2.4 V
Voltage type	DC
With LED display	+
With monitoring function of downstream devices	-

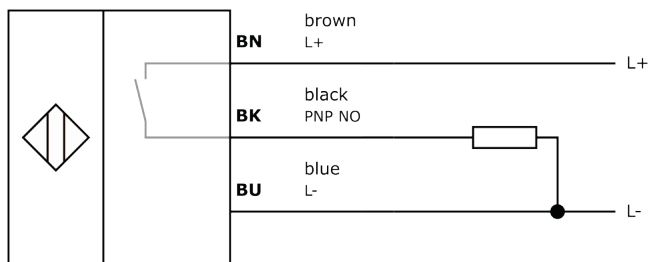
Other

Packaging dimensions	100mm x 17.0mm x 120mm
Shipping weight	0.04kg
Tariff code	85365019

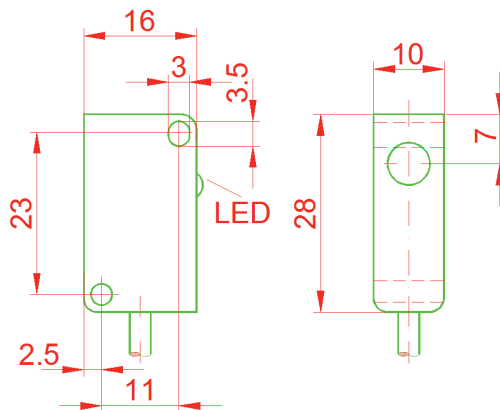
Classification

ipf product group	215
eClass 8.0	27270101
eClass 9.0	27270101
eClass 9.1	27270101
ETIM-5.0	EC002714
ETIM-6.0	EC002714
ETIM-7.0	EC002714

Connection



Dimensional drawing



Installation



Mounting / installation may only be carried out by a qualified electrician!

Disposal



Safety warnings

Before initial operation, please make sure to follow all safety instructions that may be provided in the product information. Never use these devices in applications where the safety of a person depends on their functionality. LED lighting systems can generate intensive UV radiation, which can damage your eyes in case of improper use. The manufacturer cannot be held responsible for damages that result from improper use or connection.